

ACCESS TO REMOTE LEARNING – JANUARY 2021

During this period where students are not in school, we fully expect all students to follow a normal timetable. The arrangements for their work are as follows:

All information about work to be completed by students will be shared via Show My Homework (SMHW – but also known as Satchel One) and is personalised for each child.

In many cases, this work will be in the form of a LIVE TEAMS lesson where the student will ‘attend’ a lesson taught by their usual teacher via TEAMS.

To participate in live TEAMS lessons, all students (& parents of students under the age of 13) must sign a permissions form. Most students and many parents have already done this, but just in case you haven’t

For Y7 & Y8 parents, the form to sign is here:

<https://forms.office.com/Pages/ResponsePage.aspx?id=lrMBCI2icEyjHVjwGPvDbwKXBAty7U9BkZF7Rg9kr2pUQzBLUVJZNDhYWEVGVUVTMVdFQURTS0Q2Si4u>

& for students in Y9 and above, the permission form is here:

<https://forms.office.com/Pages/ResponsePage.aspx?id=lrMBCI2icEyjHVjwGPvDbwKXBAty7U9BkZF7Rg9kr2pUNk01M1BHMkE4Vko5UFVEVE1ENEtOT0YwWC4u>

Further information about what to do if your child is self-isolating/not able to be in school can be found by watching the video here: <https://www.devizeschool.co.uk/learning-and-education/homework> This explains the expectations of students when participating in TEAMS lessons including expected codes of conduct and what will happen if students misbehave or do not “attend”. Any questions, contact remotelearning@devizes.wilts.sch.uk



Devizes School
& Sixth Form College

Raising aspirations, building futures

In other cases, where live TEAMS lessons are not practically possible, students will be set specific personalised work as a task via Show My homework (Satchel One) which will be checked by the teacher once uploaded onto SMHW. Students need to access this information by using their SMHW app and logging in using their school details. They should go to the **TIMETABLE** section first & click on the relevant lesson (see below) as well as checking their “Homework List”.

Insights **Homework list** Gradebook Calendar **Timetable**

4 Jan - 10 Jan [Left Arrow] [Right Arrow] [Print]

	Monday 4 Jan	Tuesday 5 Jan	Wednesday 6 Jan	Thursday 7 Jan
9am		History Room A9 Mr T STRICKLAND 7A/Hi1	Performing Arts Room A5 Mr A ASHBY 7A/P-1	English Room A9 Miss M LUSCOMBE 7A/En1
10am		Philosophy & Ethics Room A9 Miss S CLARK 7A/Ep1	Performing Arts Room A5 Mr A ASHBY 7A/P-1	Spanish Room A9 Mrs S GONZALEZ 7A/Sp1
11am		Tutorial Room A9 Miss H LAND 7A/HK1	Tutorial Room A9 Miss H LAND 7A/HK1	Tutorial Room A9 Miss T SPALDING 7A/HK1
12pm		Maths Room A9 Mr M ROBERTS 7A/M-1	Philosophy & Ethics Room A9 Mrs G CUMMINGS 7A/Ep1	Maths Room A9 Mr M ROBERTS 7A/M-1
1pm		English Room A9 Miss M LUSCOMBE 7A/En1	Science Room A9 Miss H LAND 7A/Sc1	Geography Room A9 Miss C HONOR 7A/Ge1
2pm		PE Room A9 Mr G RICHARDSON 7A/P-1	Maths Room A9 Mr M ROBERTS 7A/M-1	Science Room A9 Miss H LAND 7A/Sc1
3pm		Science Room A9 Miss H LAND 7A/Sc1	History Room A9 Mr T STRICKLAND 7A/Hi1	Spanish Room A9 Mrs S GONZALEZ 7A/Sp1

9am	History Room A9 Mr T STRICKLAND 7A/Hi1	Performing Arts Room A5 Mr A ASHBY 7A/P-1	English Room A9 Miss M LUSCOMBE 7A/En1
10am	Philosophy & Ethics Room A9 Miss S CLARK 7A/Ep1	Tutorial Room A9 Miss H LAND 7A/HK1	Maths Room A9 Mr M ROBERTS 7A/M-1
11am	Maths Room A9 Mr M ROBERTS 7A/M-1	English Room A9 Miss M LUSCOMBE 7A/En1	Maths Room A9 Mr M ROBERTS 7A/M-1
12pm	English Room A9 Miss M LUSCOMBE 7A/En1	Maths Room A9 Mr M ROBERTS 7A/M-1	Science Room A9 Miss H LAND 7A/Sc1
1pm	PE Room A9 Mr G RICHARDSON 7A/P-1	Maths Room A9 Mr M ROBERTS 7A/M-1	Science Room A9 Miss H LAND 7A/Sc1
2pm	Science Room A9 Miss H LAND 7A/Sc1	History Room A9 Mr T STRICKLAND 7A/Hi1	Spanish Room A9 Mrs S GONZALEZ 7A/Sp1
3pm			

Philosophy & Ethics
A9
Miss S CLARK
7A/Ep1
9:20am - 10:10am
Homework due
P&E - 7A/EP1 - 9:25 AM - 5/01/21
<https://teams.microsoft.com...>

The lesson will show if there is a link to a LIVE TEAMS lesson & what time it starts. There may also be a task associated with it which identifies the resources to be used and any extra instructions to be ready to participate. A general rule of thumb is that all lessons will usually require some form of writing, so students should be ready with pens, paper and other subject specific resources (e.g. calculator for maths, for example) before the lesson starts.

9am	History Room A9 Mr T STRICKLAND 7A/Hi1	Performing Arts Room A5 Mr A ASHBY 7A/Pa1	English Room A9 Miss M LUSCOMBE 7A/En1
10am	Philosophy & Ethics Room A9 Miss S CLARK 7A/Ep1	<div style="border: 1px solid gray; padding: 5px;"> <p>Philosophy & Ethics</p> <p>A9</p> <p>Miss S CLARK</p> <p>7A/Ep1</p> <p>9:20am</p> <p>Homework due</p> <p>P&E - 7A/EP1 - 9:25 AM - 5/01/21</p> <p>https://teams.microsoft.com...</p> </div>	
11am	Tutorial Room A9 Miss H LAND 7A/Hi1	Maths Room A9 Mr M ROBERTS 7A/Ma1	English Room A9 Miss M LUSCOMBE 7A/En1
12pm	PE Room A9 Mr G RICHARDSON 7A/Pe1	Maths Room A9 Mr M ROBERTS 7A/Ma1	Science Room A9 Miss H LAND 7A/Sc1
1pm	Science Room A9 Miss H LAND 7A/Sc1	History Room A9 Mr T STRICKLAND 7A/Hi1	Spanish Room A9 Mrs S GONZALEZ 7A/Sp1
2pm			
3pm			

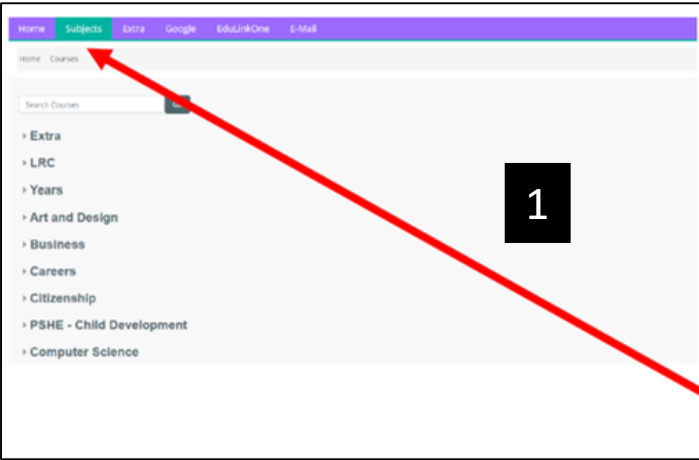
In order to provide an opportunity for students to stretch their legs and have a drink, or go to the toilet etc, lessons will start 5 mins late and will end 5 mins early. Students should look closely at the timings identified on SMHW so that they can make sure they are ready.

There will also be a daily (Mon – Fri) TUTOR check-in for STUDENTS at 10.15am on TEAMS with their tutor or attached tutor. This is part of our safeguarding process and will also help your child to be connected to school and complete work they have been set. The link to instructions how to do this is on the VLE & can be found here:

<https://intranet.devizes.wilts.sch.uk/mod/page/view.php?id=43176>

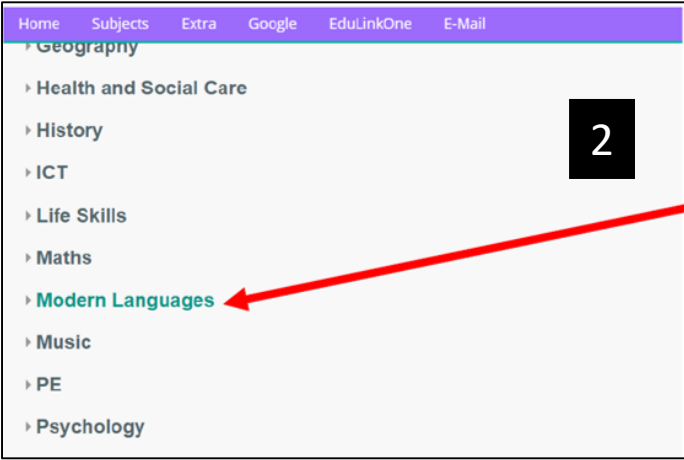
Please note, ONLY students will be able to access this – if they have issues or are ill, please contact remotelearning@devizes.wilts.sch.uk . If you, as a parent, have concerns & wish to speak with someone, please contact your relevant pastoral team (info can be found on the video)

If students have finished all their completed work set on SMHW, as well as associated Home Learning tasks, they should go to the VLE where they may find additional work to complete & revision tasks.



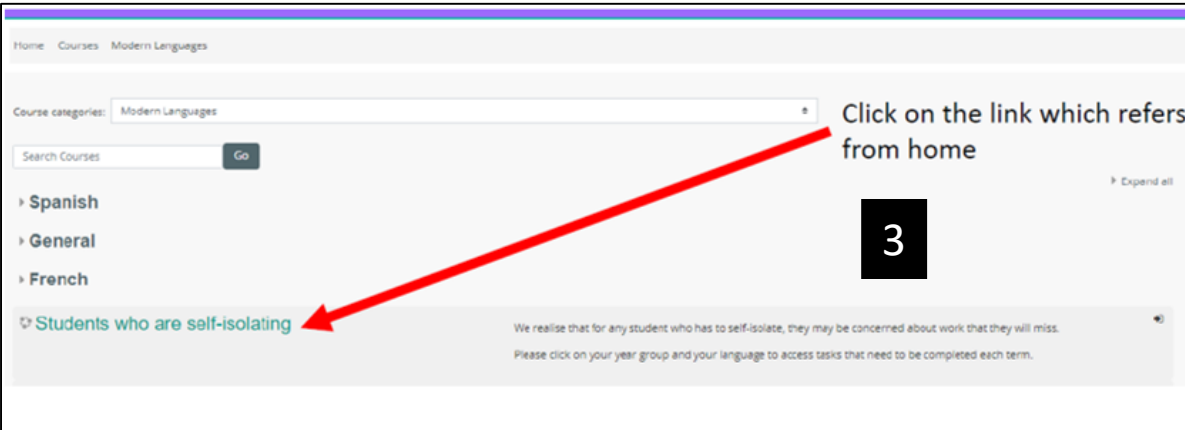
1

- Log on to Devizes School VLE via your school log in details <https://intranet.devizes.wilts.sch.uk/>
- If you cannot remember your log in details, please email: ITSupport@devizes.wilts.sch.uk who will help you
- Click on SUBJECTS



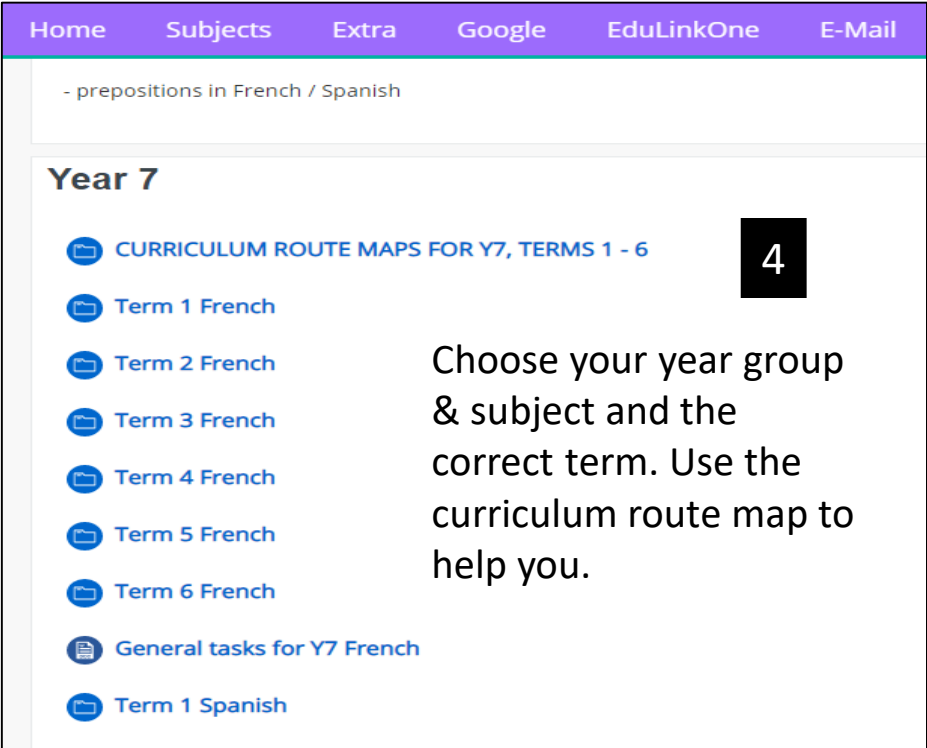
2

Click on the subject that you have on your timetable



3

Click on the link which refers to self-isolation or working from home



4

Choose your year group & subject and the correct term. Use the curriculum route map to help you.

Term 3 French

5 Complete the work for the correct week

Year 7 Term 3 - FRENCH

Week 1: To describe other people

Using Vocab Express, please go to "Learn Vocab", then select the right course - click on "Collins Key Stage 3 French 1", then scroll down to "Tout sur moi". Complete the 3 blocks for « les anniversaires », « les nationalités et les langues » & « la personnalité » & the 4 blocks for « les descriptions physiques ». Make flashcards of 30 words/phrases that you struggle to remember & use them to play games, testing yourself and family members.